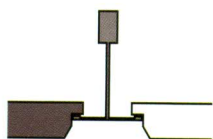



KNAUF
DESIGNING FOR LIFE



danoline[®]
see how perfect sounds



Belgravia

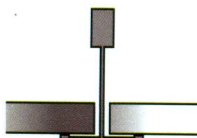

Belgravia is the ceiling with a semi-recessed grid system. Supplied with regular and bevelled edges, the tiles guarantee a very directionally stable ceiling and are less sensitive to edge damage. During installation they easily and simply fall into place in the suspension system.

Perforations

Globe: G1
 Quadril: Q1
 Micro: M1
 Tangent: T1
 Regula: R

Sizes

600 by 600 by 12.5mm
 1,200, 1,500, 1,800mm lengths available on request.



Plaza

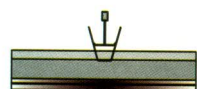

Often used as a frieze/margin panel for Markant and Linear, Plaza 600 is fast and easy to mount and adapt, as all edges remain hidden above the grid system. The setting of a Plaza ceiling may be best highlighted by using a narrow grid system.

Perforations

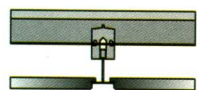
Globe: G1
 Quadril: Q1
 Micro: M1
 Tangent: T1
 Regula: R

Sizes

600 by 600 by 9.5mm
 600 by 1,200 by 9.5mm
 600 by 600 by 12.5mm
 600 by 1,200 by 12.5mm



End joint



Side joint

Vista

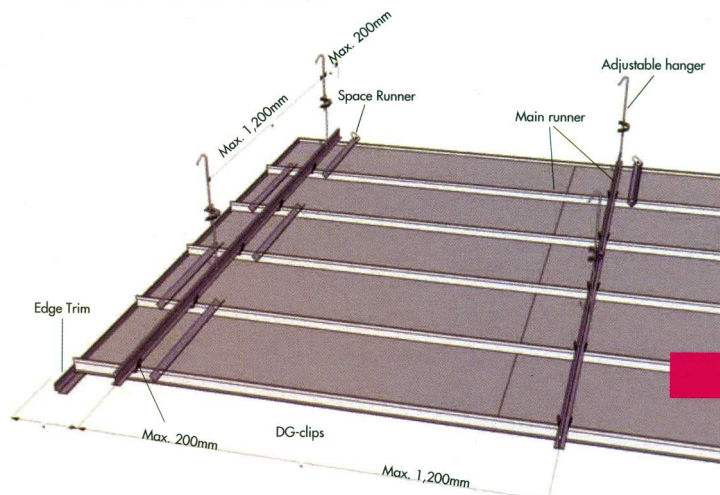
Used in a double T-grid, Vista is well suited to integrated installations in the ceiling cavity. It also allows easy adaptation of ceiling tile placement with a strong directional look and no cross runners.

Perforation

Tangent: T1



Size

400 by 1,200 by 12.5mm



Acoustic tiles

for suspended ceilings แผ่นฝ้าเพดานอะคูสติกระบบ ที-บาร์



Contur 600



Contur appears as a monolithic surface finished with fine line markings. It produces a concealed grid appearance, similar to Danopanel and Tectopanel. The perforations on Contur appear more distinctly than on other types of ceilings.

Perforations

Globe: G2
Quadril: Q1
Micro: M1
Regula: R

Sizes

600 by 600 by 12.5mm
other sizes on request.



Linear

Linear is perceived as floating, self-contained panels, defined by sharp, almost navigationally continuous lines. This ceiling lining is well suited to the renovation of existing ceilings and, on account of its styling, is very simple to mount and demount. Linear almost covers the grid system which has the advantage of concealing old grids.

The option of having an installation height of just 63mm ensures greater floor-to-ceiling height, or more

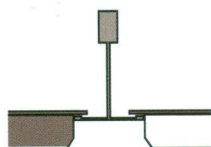

space for engineering installations. In addition, the ceiling can be painted while actually in the rail system. The design and assembly clips prevent the board from being pushed up out of the rail system during cleaning and painting.

Perforations

Globe: G1
Quadril: Q1
Micro: M1
Regula: R

Size

600 by 600 by 12.5mm



Markant

Markant is the classic ceiling solution, featuring strong shaded markings between ceiling panels. Often fitted into a pattern adapted to the shape of the room, the bevelled edges of the ceiling panels ensure easy, straightforward assembly. Combined with recessing into the suspension system, this provides a directionally stable ceiling. The 600 modules can also be upgraded to the hinged swing option.

Perforations

Globe: G1
Quadril: Q1
Micro: M1
Tangent: T1
Regula: R.

Sizes

600 by 600 by 12.5mm
600 by 1,200 by 12.5mm